

Hydraulic Breakout



GM77H-070

Grizzly's Hydraulic Breakout ripper is as tough as they come. Mounted on 178mm x 178mm x 9mm (7" x 7" x 3/8") toolbar gives maximum strength for maximum working life. The Hydraulic Breakout model allows you to rip in areas where rock, stumps and extremely hard ground is present without the inconvenience of getting off the tractor to change shear pins.

Breakout force is fully adjustable via your tractors hydraulics and once the system is set at the desired pressure the system can then be closed off with the quarter turn tap. Meaning you can keep the system at the desired pressure when you disconnect the unit from the tractor. Tine spacings are standard on 300mm (12") but due to the unique Grizzly **Tension Clamp System** the tines can be located at almost any position to suit the job at hand. This means the Grizzly Hydraulic Breakout Ripper can be set up for beds, ripping before planting trees, or simply doing general ripping where foreign material under the soil is present.



GM77H-030

Pressure gauge and isolating tap allows system pressure to remain constant without relying on tractor hydraulics.

Strong, simple design makes for easy service as well as height adjustable tines.

MODEL	GM77H-030	GM77H-050	GM77H-070	GM77H-090	GM77H-110
Description	3 Tine	5 Tine	7 Tine	9 Tine	11 Tine
Draught kW (hp) Requirements approx	45-67kW (60-90hp)	75-100kW (100-140hp)	105-135kW (140-180hp)	120-165kW (160-220hp)	150-210kW (200-280hp)
Standard Tine Spacing	530mm (21")	300mm (12")	300mm (12")	300mm (12")	300mm (12")
Tine Description	Grizzly "Ecoplough" minimum till cast tine with replaceable shin guard and point. Also set up for optional tooling and fully adjustable spacings and height on clamp.				
Underframe clearance	700mm (28")				
Total Weight kg approx	400kg	1350kg	1550kg	1750kg	1950kg
Tool Bar Width (max working width)	2m	2m	2.45m	3m	3.45m
Number of Tool Bars	1	2	2	2	2
Frame Specifications	Welded head stock	Bolt together 7"x7"x3/8" (178mm x 178mm x 9.5mm) Toolbar with over beam			
Overall Length	600mm (24")	2m (6'8")			
Height	1.5mtrs (4'11")				
Hitch/Pull Size	Cat 2 or 3 Linkage (Quick hitch available on order)				
Protection	Individual hydraulic breakout complete with accumulator and gauges.				
Wheels	Optional Depth Wheels (see inside)				
Crumble Roller	Optional multi slat heavy duty roller - hydraulic or manual adjustment				

Note: Larger machines available

Little Jack



GM44-070

The Little Jack machine is a medium duty machine with an easy to change shear pin breakout system. Little Jack is most at home doing general ripping and pasture renovation, and with its optional coulters it can leave a pasture paddock looking like its barely been touched.

Little Jack offers a heavy duty head stock and uses the same heavy duty tines as the bigger Jack machine. These standard features ensure that this medium duty machine has maximum strength and durability for it's size.



Easy to adjust coulters effective in minimum disturbance when ripping in existing pasture.



Shear pin protection with easy to change shear pin. No spanners required.

MODEL	GM44-930	GM44-950	GM44-970	GM44-990	GM44-911
Description	3 Tine	5 Tine	7 Tine	9 Tine	11 Tine
Draught kW (hp) Requirements approx	34-45kW (45-60hp)	55-75kW (75-100hp)	75-105kW (100-140hp)	100-135kW (135-180hp)	125-165kW (165-220hp)
Standard Tine Spacing	300mm (12")	300mm (12")	300mm (12")	300mm (12")	300mm (12")
Tine Description	Grizzly "Ecoplough" minimum till cast tine with replaceable shin guard and point. Also set up for optional tooling and fully adjustable spacings.				
Underframe clearance	700mm (28")				
Total Weight kg approx	520kg	680kg	800kg	970kg	1230kg
Tool Bar Width (max working width)	2m	2m	2.45m	3m	3.45m
Number of Tool Bars	2	2	2	2	2
Frame Specifications	Welded double 100mm x 100mm x 9mm Toolbar with overbeam				
Overall Length	1.4m (4'6") (2.3m with Crumble Roller)				
Height	1.3m				
Hitch/Pull Size	Cat 2 or 3 Linkage				
Protection	Shear pin				
Wheels	Optional Depth Wheels (see inside)				
Crumble Roller	Optional multi tube roller - hydraulic or manual adjustment				

Optional Specifications - see inside



McAllister Road, Swan Hill, Victoria 3585 Australia
Postal Address: PO Box 831, Swan Hill Victoria 3585 Australia
Telephone: 03 5032 9155 (International: + 613 5032 9155)
Fax: 03 5032 9280 (International: + 613 5032 9280)
Email: sales@grizzly-engineering.com.au
visit us at www.grizzly-engineering.com.au




JACK

The Ripper Range




Optional Specifications - see inside







Easy to change shear pin
Maximum reliability, minimum downtime with ease of maintenance. Can easily be changed in the field with only a hammer and a punch. Minimum 28" underframe clearance.




Hydraulic breakout
Suitable for stony or virgin country, pressure can be adjusted to suit ground conditions.



Hydraulic Level Lift
Optional feature on trailed machines, means the machine stays level when lifting and entering the ground at headlands. Even when transporting.




Crumble Roller
Heavy duty multi slat roller or medium duty multi tube roller with either hydraulic or manual height adjustment. Effectively breaks down clods to leave a level finish. Can be used as depth control on linkage models.




Coulters
Easy to adjust, simple design with 14" (355mm) coulters allows you to cut through root mat in existing pastures, leaving minimal disturbance to surface while breaking up compacted soil underneath.




Replaceable Point & Shin Guard
Quality Australian castings 100% guaranteed. Easy to change point and shin guard makes maintenance effortless. Hardfaced points available from factory.



Optional Tooling
Tines originally developed for row crop farming and have the ability to fit various types of tooling. Including furrowers and knives.



Fertiliser & Gas Attachments
Granular and Anhydrous Ammonia fertilisers can be applied directly behind the tine at your specified depth.



Toolbox
Standard on trailed machines and optional on linkage machines, the toolbox conveniently stores necessary tools with the machine, making them available at all times, wherever the machine is located.

JACK

The Ripper Range

Ripping with minimum tillage equipment is becoming ever more popular. And for good reason. The results achieved by ripping have certainly been something to take notice of.

Grizzly have been manufacturing its range of straight shank rippers since 2000 and as an Australian manufacture we share a commitment to purchase quality Australian made products so you can be assured of invaluable local knowledge, quality and back up service.

The minimum tillage point on both JACK and LITTLE JACK rippers are replaceable as are the shin guards and can have the optional hard facing done at the factory. Standard minimum underframe clearance of 700mm (28") means a superior trash flow and a greater maximum depth.



GM77-030



GM77T-170



GM77-070



GM77-090

Grizzly's unique **Tension Clamp System** is the secret to its superior strength in tough going conditions. The **Tension Clamp System** means the 178mm x 178mm x 9mm (7" x 7" x 3/8") toolbar remains free of any weld, this inturn removes any direct fatigue on structural welds and protects against any impacts caused from underground collisions with foreign material. This means cracking and fatiguing welds are a thing of the past. Another major advantage of the **Tension Clamp System** is that it gives you complete freedom with tine spacings and even allows you to change the configuration years down the track.

MODEL	GM77-010	GM77-030	GM77-050	GM77-070	GM77-090	GM77-110	GM77-130	GM77T-130	GM77T150	GM77T-170
Description	Single Tine	3 tine	5 tine	7 tine	9 tine	11 tine	13 tine	13 tine	15 tine	17 tine
Draught kW (hp) Requirements approx	15-20kW (20-30hp)	45-67kW (60-90hp)	60-90kW (80-120hp)	105-135kW (140-180hp)	120-165kW (160-220hp)	150-210kW (200-280hp)	188-240kW (250-320hp)	188-240kW (250-320hp)	210+kW (280+hp)	240+kW (320+hp)
Standard Tine Spacing	N/A	530mm (21")	300mm (12")	300mm (12")	300mm (12")	300mm (12")	300mm (12")	300mm (12")	300mm (12")	300mm (12")
Tine Description	Fixed Grizzly "Ecoplough" minimum till cast tine with replaceable shin guard and point. Also set up for optional tooling.									
Underframe clearance	750mm (30")									
Protection	Shear pin (Hydraulic breakout is available - see over)									
Height	1.5mtrs (4'11")									
Total Weight kg approx	190kg	300kg	950kg	1200kg	1400kg	1700kg	2000kg	2800kg	3100kg	3400kg
Tool Bar Width (max working width)	2m (6'6")	2m (6'6")	2m (6'6")	2.45m (8')	3m (9'9")	3.45m (11'4")	4m (13')	4m (13')	4.5m (14'9")	5m (16'5")
Number of Tool Bars	1	1	2	2	2	2	2	2	2	2
Frame Specifications	Welded head stock to 7"x7" toolbar			Bolt together 7"x7"x3/8" (178mm x178mm x 9.5mm) Toolbar with over beam						
Overall Length	.35m (13")			1.68m (5'6")				4.4m (14'5")		
Hitch/Pull Size	CAT 2 or 3 Linkage (Quick hitch available on request) <i>Option - can convert to trailing</i>							150 x 100 x 9mm RHS / Interchangeable to suit CAT 2 or 3		
Hydraulic Pitch Control	N/A							Hydraulic level lift (5"x8" with 2" shaft)		
Phasing Ram	N/A							(5"x12") & (4.5"x12") both 55mm Shaft		
Pull Tongue	N/A							70mm thick x 40mm hole Floppy <i>Option Available</i>		
Wheels	N/A			Optional Depth Wheels (see options below)				2 x (9.00 x 16") tyres with hydraulic lift		

Options including Jack, hydraulic breakout and Little Jack

Hard faced Point	Hard facing for extra life - not suited to rocky conditions
Depth Wheels	2 x (7.50 x 16") Manual adjustable depth wheels (for double toolbar linkage models only)
Crumble Roller	Crumble roller with hydraulic or manual adjustment heavy duty multi slat roller on JACK or medium duty multi tube roller on LITTLE JACK
Wide Toolbar	To achieve wider tine spacings or add additional tines in future (optional wide roller available with the wide toolbar option)
Convert Linkage to Trailing	Hitch converts straight to standard 3 point linkage pins (for double toolbar standard on trailing models)
Coulters	Optional 14" (355mm) coulters with easy height adjustment ideal for cutting through root mat.



Different tines available

N.B. Design and Specifications are subject to change without prior notice.