


MASCHIO

**CORAZZA TIGRE
BRAVA VITA BELLA
BIRBA FURBA BARBI
GIRAFFINA GIRAFFETTA
GIRAFFA GIRAFFONA
BISONTE BUFALO
CHIARA TORNADO ARIETE
LEOPARD GEMELLA**



MULCHERS RANGE

The most complete offer of machineries for residue management and landscape maintenance.

MULCHERS RANGE

MASCHIO MULCHERS, PERFORMING IN ANY CONDITION




Maschio offers a wide range of mulchers suited for the requirements of all the users: from the compact and light machine for gardening and green area maintenance, to the straw choppers for most professional customers. All the machines are featured by high standard quality and innovative technical solutions. Such a large set of possible configurations and models can find the right solution to make any job.



Contents


- Maschio: high quality at any stage of production 4-5
- Exclusive solutions to offer performance and reliability 6-7
- Light duty mulcher up to 40 HP 8-9
- Grass and pruning residue mulchers up to 80 HP 10-11
- Versatile mulchers up to 140 HP 12-13
- Reversible mulchers up to 200 HP 14-15
- High chamber straw choppers up to 150 HP 16-17
- Hydraulic side mulchers from 25 to 200HP 18-19
- The right tool for a perfect cut 20-21
- An optional for any purpose\ 22-23



Green maintenance



Pruning residues



Crop residues

MULCHERS RANGE

MASCHIO: HIGH QUALITY AT ANY STAGE OF PRODUCTION



Maschio mulcher line is designed and manufactured with the best technologies to offer always power and reliability on field. Quality is guaranteed from first choice raw materials and suppliers. In all Maschio plant the "state of the art" laser cutting and robot welding technologies are applied; a severe quality testing keeps always aligned the extremely high Maschio quality standard.



To reduce vibrations, power absorption and extend life of machinery, every single rotor is electronically balanced by a specific machinery.



MULCHERS RANGE

EXCLUSIVE SOLUTIONS TO OFFER PERFORMANCE AND RELIABILITY

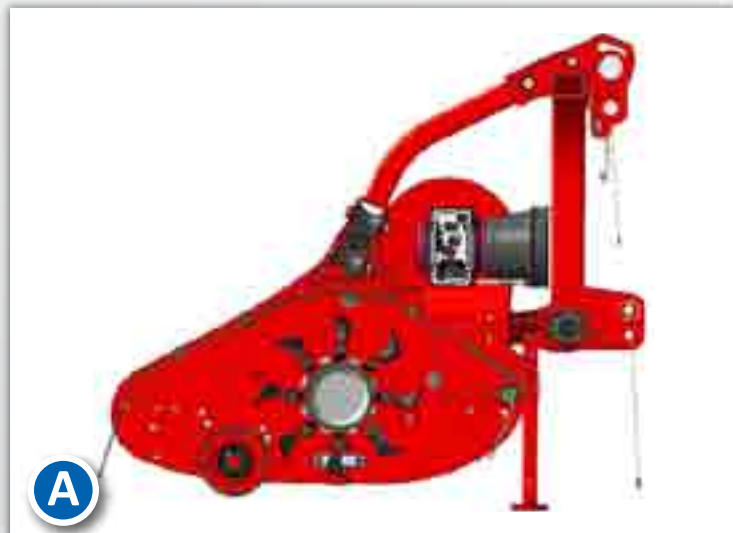
All Maschio mulchers are featured by rational and user friendly solutions that help in the normal use on field and in the daily maintenance. The machines are developed with a particular focus on sturdiness: many features have been designed to reduce as low as possible the mechanical stress on most critical components.



The hot pressed steel roller **supports** have a large diameter and are **installed in a well protected inner position** inside the flanks: in this way the roller bearings are less likely to have failure comparing to the ones mounted on external bearings, as generally done by many competitors.



The **roller bearings** offer incomparable reliability. The special “barrel” casing confers self-orienting capacity and resistance to side loads: any mechanical stress or failure is prevented.



The cutting chamber was designed to improve shredding capacity and thus allow high operating speed. On all models a toothed **counter-blade is welded** inside for a higher chopping quality. The **roller can be installed in front (A) or rear (B) position** by a quick pin system: in



The side drive has an external bolt adjustment for **belt tensioning** that makes quicker all the operation.



The greasing points are all very **easily accessible** to help in daily maintenance. All machines in range are equipped with **toothed belts**, that offer a more efficient power transmission comparing to smooth belts.



“A” configuration this allow a self-cleaning effect on the roller by the close moving of tools, in the other position (B) is possible to install the collecting rakes kit to hold and chop better woody residues and convey them under the roller.




The special **8 row helical distribution of blades** allows to reduce at the best power requirement and vibrations and at the same time improves efficiency in cutting grass, shrubs or wood (available on **BRAVA LARGE 230-250, CORAZZA, GIRAFFA, CHIARA, TORNADO, ARIETE, LEOPARD, GEMELLA**)

LIGHT DUTY MULCHERS

A PERFECT CUT

UP TO 40 HP



3 compact, simple and versatile machines are the base of Maschio mulcher range: these models are the ideal matching for low power tractors. The **JOLLY** grass mower is perfect for municipality and sport field groundcare: available in side or rear discard configuration allows to keep always a uniform cutting height. Reversible mulchers **BIRBA** and **FURBA** give an incomparable flexibility in use thanks to the light weight and the option to be rear or front mounted. The Furba model is featured by a mechanical side offset to make easier operations under tree lines.



JOLLY: The 4 pivoting wheels offer outstanding manoeuvrability on field and allow to setup cutting height in extremely reduced time.

FURBA: Side offset with sliding bar guide.

BIRBA: Detail of the transmission with double front/rear 1000 rpm gearbox (optional).

JOLLY



BIRBA



FURBA



Mod.	MAX cm	MIN cm	MIN cm	MAX cm
100	60	40	40	60
120	74,5	45,5	45,5	74,5
140	84	44	56	96
160	84	44	76	116
180	84	44	91	131

RANGE FEATURES

Model	JOLLY LAT	JOLLY POST	BIRBA	FURBA
Working width	cm 120-150-180	cm 120-150-180-210	cm 95-115-135-155	cm 95-115-135-155-170
Total width	cm 145-175-205	cm 125-155-185-215	cm 113-133-153-173	cm 113-133-153-173-188
Weight	Kg 165-190-230	Kg 165-190-225-365	Kg 180-200-220-240	Kg 195-215-235-250-260
Tractor power	hp 14-40	hp 14-50	hp 10-40	hp 10-40
Category	I	I	I	I
Tools (n.)	3-3-3	3-3-3-6	20-24-28-32	20-24-28-32-36
Tools type	mowing blade	mowing blade	"19" - "21"	"19" - "21"
RPM	540	540	540	540
Belts	—	—	2	2
Mech. offset	—	—	—	●
Hydr offset	—	—	—	○
Reversible	○	○	○	○
1000 RPM front/rear gearbox	—	—	○	○
Double skin	—	—	—	—
Double Counterblade	—	—	—	—
Collecting rakes	—	—	—	—
Pair of skids	—	—	●	●

● standard ○ upon request — not available

"PROFI LINE" MULCHERS

UNSTOPPABLE AND STURDY

UP TO 80 HP

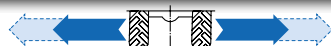


This class of Maschio mulchers have been developed to offer machines suitable for cutting grass and woody residues. Wine and fruit growers have in these machine some very useful allied to keep clean the space between the tree lines and manage pruning residues. **VITA** model is specifically designed to operate in vineyards: its compact and short structure makes easier turning in narrower planting layouts; the hydraulic side offset is a standard feature.



BARBI and **BRAVA** Barbi and Brava are two rear mounted models with side mechanical offset. On Brava and Vita is possible to install collecting rakes to reduce size of woody residues accelerating their decomposition.

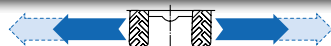
BARBI



Mod.	MAX cm	MIN cm	MIN cm	MAX cm
100	60	40	40	60
120	74,5	45,5	45,5	74,5
140	84	44	56	95
160	84	44	76	116
180	84	44	91	131



VITA



Mod.	MAX cm	MIN cm	MIN cm	MAX cm
120	62	33	53	82
140	73	33	62	102
160	73	33	82	122
180	78	38	92	132



BRAVA



Mod.	MAX cm	MIN cm	MIN cm	MAX cm
120	60	-	-	60
140	84	44	56	96
160	84	44	76	116
180	84	44	91	131
200	97,5	57,5	97,5	137,5
230 L	123	83	107	147
250 L	137	97	120	160



RANGE FEATURES

Model		BARBI	VITA	BRAVA	BRAVA L
Working width	cm	100-120-140-160-175	120-140-160-180	120-145-160-175-195	230-257
Total width	cm	113-133-155-175-190	115-135-155-175	134-154-174-189-209	245-270
Weight	Kg	250-275-300-320-335	430-460-490-520	360-390-415-440-480*	570-600*
Tractor power	hp	20-45	40-80	25-80	50-80
Category		I	I	I	I
Tools (n.)		14-16-20-22-24	12-14-16-20	12-14-16-20-22	26-28
Tools type		"18" - "20"	"08" - "10"	"08" - "10"	"08" - "10"
RPM		540	540	540	540
Belts		3	3-3-3-4	3-3-3-3-4	4-4
Mech. offset		●	—	●	○**
Hydr offset		○	●	○	○
Reversible		—	—	—	—
Double skin		—	—	○	—
Counterblade		—	●	○	—
Collecting rakes		—	○	○	—
Pair of skids		○	○	○	○


● standard ○ upon request — not available

* Weight of fixed version (No offset) **Available in fixed or mechanical offset version

MULTIPURPOSE MULCHERS

UNSTOPPABLE AND STURDY

UP TO 140 HP



The multi-purpose mulchers have as key factors extreme versatility and undoubted reliability. These models are suited both for cutting grass or to work on fallow land with abundant shrubs and bushes. **CORAZZA** model is a compact model equipped with all the features of upper class machines: working width varies from 155 to 230 cm, side transmission is based on 4 robust toothed belts. **TIGRE** has been developed to offer even more sturdiness on harder conditions: the cutting chamber has a double skin design with double counter-blade welded in upper position to cope with most difficult chopping works.



CORAZZA is available both in rigid or offset version, **TIGRE** only in offset configuration. Upon request, on both models, is possible to choose for the hydraulic side offset.

CORAZZA



Mod.	MAX cm	MIN cm	MIN cm	MAX cm
155 F	81	40	74	115
170 F	81	40	89	130
190 F	102	50	88	140
210 F	102	54	108	156
230 F	116	68	114	162
155 S	81	46	74	109
170 S	84	49	86	121
190 S	90	55	91	135
210 S	99	55	111	155
230 S	115	71	115	159

TIGRE



Mod.	MAX cm	MIN cm	MIN cm	MAX cm
210	119	69	91	141
230	130	80	96	146
250	144	94	113	163
280	159	109	117	167
300	159	109	139	189

RANGE FEATURES

Model		CORAZZA	TIGRE
Working width	cm	155-170-190-210-230	210-226-257-276-298
Total width	cm	170-185-205-225-245	233-249-280-299-321
Weight	Kg	490-515-550-585-620*	725-760-830-875-915
Tractor power	hp	40-80	55-140
Category		II	II
Tools (n.)		16-18-20-22-24	16-20-20-24-24
Tools type		"14" - "15"	"14" - "15"
RPM		540	540
Belts		4	5
Mech. offset		○**	●
Hydr offset		○	○
Reversible		—	—
Double skin		○	●
Double Counterblade		○	●
Collecting rakes		○	○
Pivoting wheels		○	○
Pair of skids		○	○


● standard ○ upon request — not available

* Weight of fixed version (No offset) **Available in fixed or mechanical offset version

REVERSIBLE MULCHERS

TWO MACHINES IN ONE !

UP TO 200 HP



Reversible mulchers can be used in a very wide range of applications: rear or front mounted and with different type of tractors. The symmetrical design of the three point hitch and the double front/rear 1000 rpm gearbox allow extremely quick changes in configuration (optional version for **BELLA**).



BISONTE and **BUFALO** have been designed for sturdiness and safety during use: they are both featured with 1000 rpm double gearbox, front protection by chains and double counter-blade. The robust structure and transmission of **BUFALO** model allow matching to high power tractors: this makes the machine suitable in front combination with other rear mounted implements (e.g. Side mulcher, combined seed drills...).

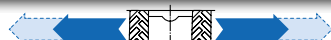
BELLA



Mod.	MAX cm	MIN cm	MIN cm	MAX cm
135	82	42	53	93
155	82	42	73	113
170	96	56	74	114
190	96	56	94	134
210	96	56	114	154




BISONTE



Mod.	MAX cm	MIN cm	MIN cm	MAX cm
220	113	73	113	153
250	129	89	128	168
280	138	98	138	178
300	149	109	149	189



BUFALO



Mod.	MAX cm	MIN cm	MIN cm	MAX cm
250	129	79	121	171
280	139	89	141	191
300	154	104	156	206



RANGE FEATURES



Model		BELLA	BISONTE	BUFALO
Working width	cm	135-155-170-190-210	226-257-276-298	250-280-310
Total width	cm	150-170-185-205-225	249-280-299-321	270-300-330
Weight	Kg	400-430-470-500-530	820-890-945-995	1190-1250-1300
Tractor power	hp	30-80	50-110	100-200
Category		I	II	II-III
Tools (n.)		14-16-20-22-24	20-20-24-24	26-28-30
Tools type		"08" - "10"	"14" - "15"	"14" - "15"
RPM		540/1000 (opt)	1000 (540 opt)	1000
Belts		3-3-3-4-4	5	5-5-5
Mech. offset		●	—	—
Hydr offset		○	●	●
Reversible		○	●	●
Double skin		○	○	●
Double Counterblade		○	●	●
Collecting rakes		—	—	—
Pair of skids		○	●	●

● standard ○ upon request — not available

STRAW CHOPPERS

LARGE CHAMBER, HIGH SPEED

UP TO 200 HP



The straw choppers are a perfect choice for an efficient management of crop residues after harvest. The very high-clearance of the cutting chamber and a wide rolling-diameter rotor allow these machines to work on field at high speed with no downtimes for clogging at all. Main advantages from the use of these models come from higher productivity, fuel and labour savings.



In this range two rear mounted choppers are available: **CHIARA** and **TORNADO**, with respectively cutting chambers of 760 and 850 mm height. The **ARIETE** chopper shares many components with Tornado, but offers the front hitch and pivoting wheels.

CHIARA



Mod.	MAX cm	MIN cm	MIN cm	MAX cm
160 F	102	55	53	100
180 F	102	55	83	100
200 F	102	55	103	150
230 F	120	70	115	165
250 F	117	70	138	185
160 S	95	55	60	100
180 S	95	55	90	130
200 S	95	55	110	150
230 S	113	73	122	162
250 S	113	73	142	182



TORNADO



Mod.	MAX cm	MIN cm	MIN cm	MAX cm
220	115	85	115	145
250	128	98	122	152
280	140	110	140	170
310	172	142	138	168



ARIETE



RANGE FEATURES

Model	CHIARA	TORNADO	ARIETE
Working width	cm 155-185-205-235-255	230-250-280-310	230-250-280-310
Total width	cm 175-205-225-255-275	250-270-300-330	250-270-300-330
Weight	Kg 620-695-735-800-840*	920-960-1035-1125	1180-1240-1320-1410
Tractor power	hp 45-90	60-150	100-200
Category	II	II	II
Tools (n.)	18-22-24-26-30	24-26-28-32	24-26-28-32
Tools type	"05" - "07" - "16"	"05" - "16"	"03" - "05" - "16"
RPM	540	540	1000
Belts	4	5	5
Mech. offset	●**	●	—
Hydr offset	●	○	—
Reversible	—	—	—
Double skin	○	○	○
Double Counterblade	○	○	○
Pivoting wheels	○	○	○
Pair of skids	○	○	○


● standard ○ upon request — not available

* Weight of fixed version (No offset) **Available in fixed or mechanical offset version

HEAVY DUTY STRAW CHOPPERS

READY FOR ANY CHALLENGE!

UP TO 300 HP



LEOPARD and **GEMELLA** models have been developed for most professional users who need sturdy and performant machines to be matched to most powerful tractors. Leopard has a rigid central 3 point hitch, a very strong structure and is possible to choose for the single or the double transmission version. All these feature make Leopard suited for heavier application on abundant and tough crop residues.



The folding machine **GEMELLA** allows to further increase the productivity of the straw chopper: working widths of 4.70 or 6.20 make it possible to manage crop residues on very large areas in extremely short times! Both models can be featured on demand by rear pivoting wheels instead of the rear roller: this configuration has benefit on productivity as it reduces the manoeuvring at field edge,

LEOPARD



GEMELLA



RANGE FEATURES

Model		LEOPARD ST	LEOPARD DT	GEMELLA
Working width	cm	320	320	465-620
Total width	cm	349	349	502-657
Weight	Kg	1280	1355	2500-2925
Tractor power	hp	140-180	140-200	140-300
Category		II	II	II - III
Tools (n.)		34	34	48-64
Tools type		"03" - "05" - "16"	"03" - "05" - "16"	"03" - "05" - "16"
RPM		1000	1000	1000
Belts		5	3 + 3	5 + 5
Mech. offset		—	—	—
Hydr offset		—	—	—
Double skin		○	○	○
Double Counterblade		○	○	○
Pivoting wheels		○	○	○
Pair of skids		○	○	●

● standard ○ upon request — not available


* Weight of fixed version (No offset)

**Available in fixed or mechanical offset version

OFFSET MULCHERS

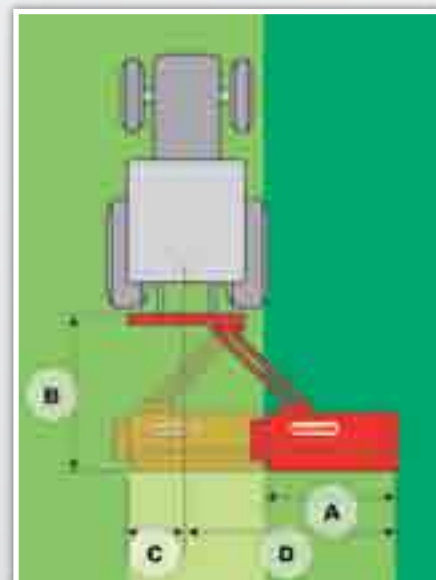
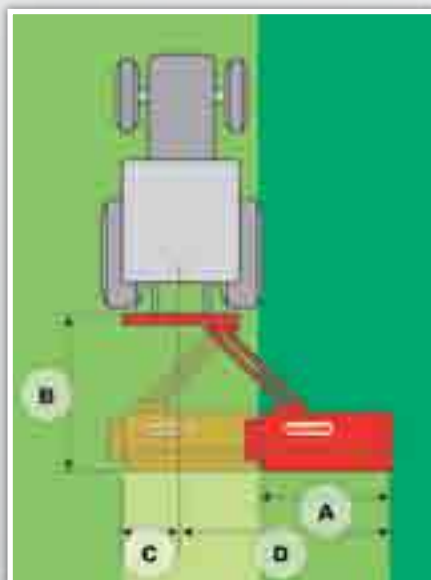
CAN GO EVERYWHERE!

UP 25 TO 200 HP



Maschio offset mulchers are versatile, safe and easy to use: with the same machine is possible to make very different operation like cutting the grass back to the tractor, pruning a tree hedge or keeping a river bank.

The models **GIRAFFETTA** and **GIRAFFA** have both a special connection rod on the left side of the 3 point hitch and are available with transmission gearbox in inner or outer position. **GIRAFFONA** is best suited for heavier jobs: the adjustable triple spring safety on the hitch, the double skin frame and the double constant speed PTO shaft make it a proper “heavy duty” machine.





GIRAFFINA



GIRAFFETTA



GIRAFFA



GIRAFFONA



RANGE FEATURES

Model		GIRAFFINA SI	GIRAFFETTA SI	GIRAFFETTA SE	GIRAFFA SI	GIRAFFA SE	GIRAFFONA
Working width	cm	115-135-155	120-140-160-175	120-140-160-175	157-190-212	157-190-212	210-226-257
Working width	cm	133-153-173	133-155-175-190	154-176-196-211	177-210-232	198-231-253	264-278-308
Weight	Kg	245-265-285	365-385-405-420	385-405-425-440	600-640-680	620-660-700	1045-1080-1185
Tractor power	hp	15-35	25-50	25-50	40-80	40-80	120-200
Category		I	I	I	II - III	II - III	II - III
Tools (n.)		24-28-32	16-20-22-44	16-20-22-24	24-28-32	24-28-32	24-30-30
Tools type		"20" - "21"	"18" - "20"	"18" - "20"	"14" - "15"	"14" - "15"	"14" - "15"
RPM		540	540	540	540	540	540
Belts		2	3	3	3 - 4 - 4	3 - 4 - 4	5
Hydr offset		●	●	●	●	●	●
Double skin		—	—	—	○	○	●
Double Counterblade		—	—	—	○	○	●
Pair of skids		●	●	●	●	●	●
Standard PTO shaft		●	●	●	●	●	—
Constant speed PTO shaft		—	—	—	○	○	●
Inner gearbox		●	●	—	●	—	—
External gearbox		—	—	●	—	●	●
A (cm)		115-135-155	120-140-160-175	120-140-160-175	157-190-212	157-190-212	210-226-257
B (cm)		128	145	145	170	170	238
C (cm)		55	55	30	80	35	50
D (cm)		172-192-212	175-195-215-230	200-220-240-255	221-251-276	265-295-320	318-334-365
E (cm)		88-108-128	85-105-125-140	100-120-140-155	122-155-177	150-183-205	200-216-247

● standard

○ upon request

— not available

MULCHERS RANGE

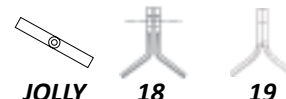
GET THE PERFECT CUT WITH THE RIGHT TOOL

The choice of the proper tool is the key to get the best result in different conditions! Blades or hammers are available in a wide range of models: the high quality steel and the self-sharpening profile helps to get always a uniform finely cut product.



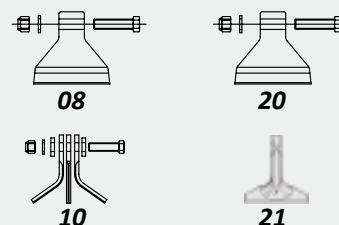
Grass and green areas

The better tool for mowing grass at a uniform height and a regular trim.



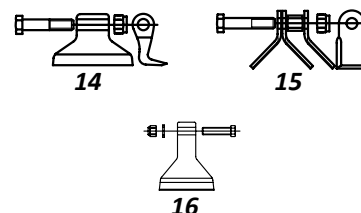
Pruning residues

On pruning residues and small branches hammers or the special blade kit n.10 are the ideal tools for mulchers. The crushing action of the tool breaks down fibrous parts making it faster their degradation. The hammers performs anyway good also in cutting grass between fruit plantation or vineyards.



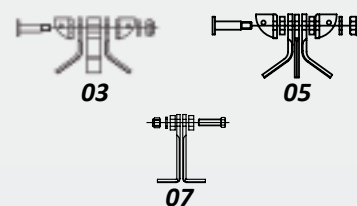
Bushes and shrubs

This tools are installed on the most versatile equipments and can cope with a wide range of products: grass, leaves, fibrous and woody stems.



Crop residues

The straw choppers are designed to manage large amounts of crop residues and get a very fine mulching grade. For lighter residues (like wheat straw) the kit n. 03 is the best option as the thick central element allows to lift and drive into the cutting chamber all the product.



	BIRBA	FURBA	BARBI	BRAVA	VITA	BELLA	CORAZZA	TIGRE	BISONTE	BUFALO	CHIARA	TORNADO	ARIETE	LEOPARD	GEMELLA	GIRAFFINA	GIRAFFETTA	GIRAFFA	GIRAFFONA
KIT 03																			
KIT 05																			
KIT 07																			
HAMMER 08				•	•	•													
BLADE 10				•	•	•													
HAMMER 14							•	•	•	•									
BLADE 15							•	•	•	•									
HAMMER 16												•	•	•	•				
BLADE 18			•									•	•	•	•				
BLADE 19	•	•															•		
HAMMER 20			•																
HAMMER 21	•	•																	

OPTIONAL FOR ALL THE NEEDS

To tune the machines to customer needs, for all Maschio mulchers a wide range of optional features are available.



A second skin can be bolted inside the cutting chamber. When this element is in use, all the structure is more protected specially when operating on stones or other debris. This optional is featured of a counterblade which improves the refinement grade of chopped residue. Available on demand for: **ARIETE, BELLA, BRAVA, BISONTE, CHIARA, CORAZZA, GEMELLA, GIRAFFA, LEOPARD, TORNADO e VITA.**



The side skids prevent any damage to flanks when machines are used on uneven or stony lands. Standard feature on **BIRBA, BISONTE, BUFALO, FURBA, GEMELLA, GIRAFFA, GIRAFFONA, GIRAFFETTA**, available on demand for **ARIETE, BELLA, BARBI, CHIARA, CORAZZA, LEOPARD, TIGRE, TORNADO e VITA.**



The rear steering wheels allow a very quick set up of cutting height and to manoeuvre (headlands, pass over an obstacle) without lifting the implement. Available for **BELLA (front), CHIARA, CORAZZA, GEMELLA, LEOPARD, TIGRE, TORNADO**; standard (front) on **ARIETE.**



The front wheels keep a uniform cutting height and can be adjusted by a simple pin system. Available for **BRAVA** and **CORAZZA.**



The collecting rakes hold the longer wooden residues in the cutting chamber to reduce their size. Available on demand for: **BRAVA, CORAZZA, TIGRE 210, VITA.**



Offset mulchers **GIRAFFA** and **GIRAFFONA** are available in "left handed" version for market or circumstances which requires them.



The constant speed PTO reduce the stress on the drive shaft and allow to use offset mulcher in more critical positions. Standard for **GIRAFFONA**, on demand for **GIRAFFA.**



The hydraulic offset allow to move on side the mulcher during work. Standard feature on **BISONTE, BUFALO** and **VITA**, available on demand for **BARBI, BRAVA, CHIARA, CORAZZA, FURBA, TIGRE** and **TORNADO.**



To use reversible machines in front position a double front/rear gearbox with 1000 RPM rotation regime is needed. Available for **BELLA, BIRBA, FURBA.**

**MASCHIO****GASPARDO****the winning team**

**COMPANY WITH QUALITY MANAGEMENT
SYSTEM CERTIFIED BY DNV
= ISO 9001:2008 =**

MASCHIO GASPARDO S.p.A.

Headquarter
Via Marcello, 73
35011 Campodarsego (PD) - Italy
Tel. +39 049 9289810
Fax +39 049 9289900
e-mail: info@maschio.it
<http://www.maschionet.com>

DEALER: